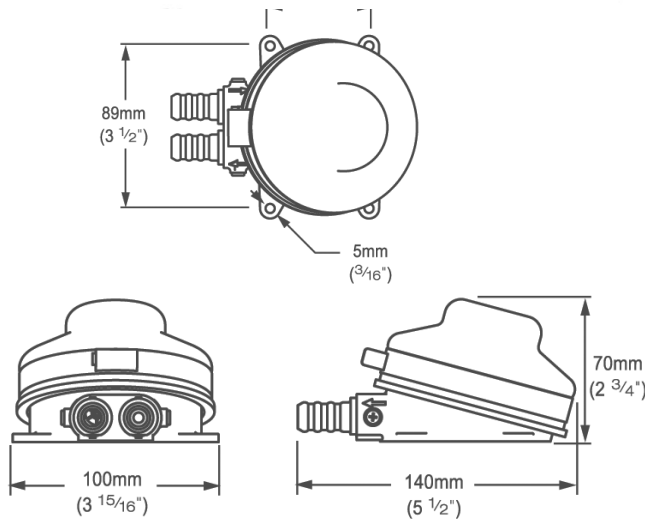




**CS4621B - Babyfoot
Pump with 3/8" Quick
-Connect Fittings**

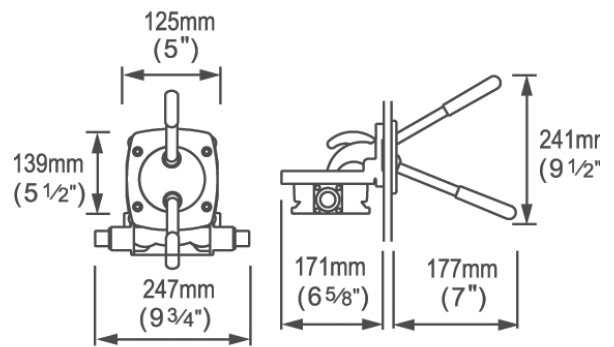
**GP4618B - Babyfoot Pump
with 1/2" Hose Barbs**



Product Code	GP4618B / CS4621B
Weight	0.3 kg (0.7 lbs)
Materials	Pump Body: Nylon Ports: Acetal Seals: Neoprene Fasteners: Stainless Steel, Phosphor Bronze
Maximum Suction Lift	1.5 m (5 ft)
Maximum Discharge Head	3 m (10 ft)
Maximum Output per Minute	8 ltrs (2.2 US gals)



ND9017B - Gusher Urchin with Elbow



Thru Deck/Bulkhead

Product Code	ND9017B
Weight	0.98kg (2 lbs)
Hose Connections	1" (25mm) Smooth Hose Connections
Materials	Pump Body: Glass Filled Polypropylene, Clamp Ring: Acetal, Diaphragm: Nitrile, Handle, Springs, Fasteners:
Materials in contact with fluid	Glass Filled Polypropylene, Nitrile, Stainless Steel
Maximum Suction Lift	13.5ft (4m)
Maximum Discharge Head	10ft (3m)

Whale Water Systems LLC

91 Manchester Valley Road, Manchester, VT 05255

Tel: 1 802 367 1091

Fax: 1 802 367 1095

Email: usasales@whalepumps.com

www.whalepumps.com

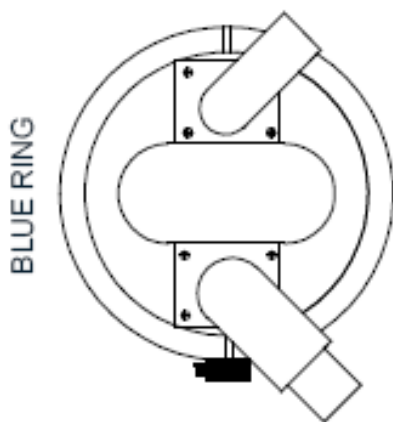
Whale Gusher Flusher Range

- Easy to install and maintain
- High quality materials for long term durability
- 1" port sizes
- Range of positions to suit your installation
- Approx 300ml delivery per action

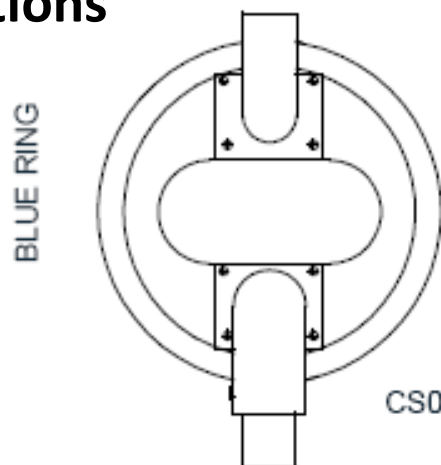


Product Code	Dust Cover	Inlet	Outlet
CS0367B	Y	1"	1"
CS0371B	Y	1"	1"

Port Orientations



CS0371B



CS0367B