

Cleats for Kitesurfing

Leading manufacturers are using Clamcleat® rope cleats for positive control within brake line systems.

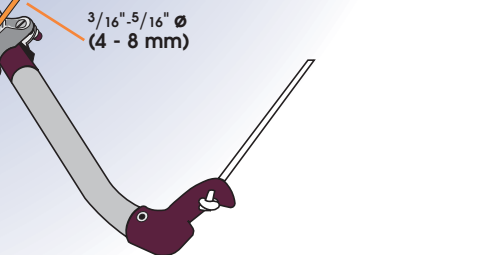
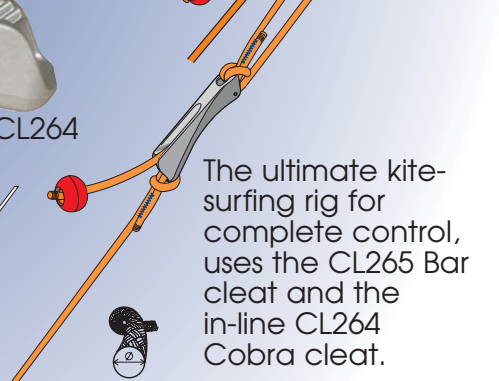
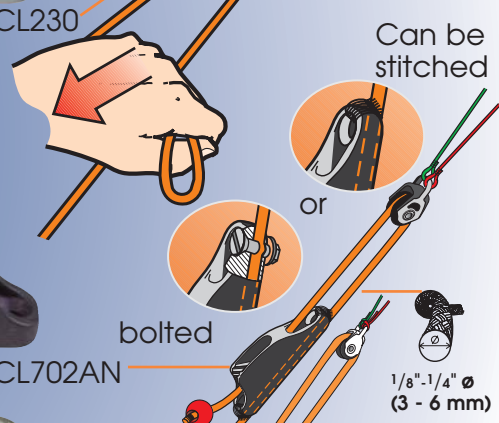
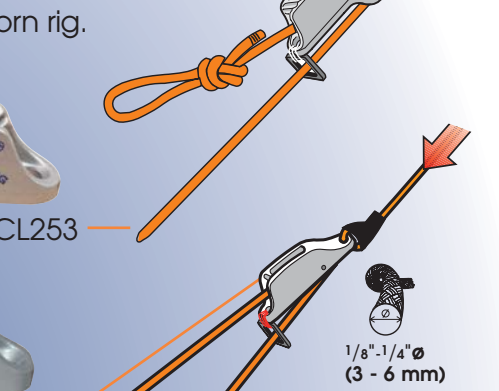
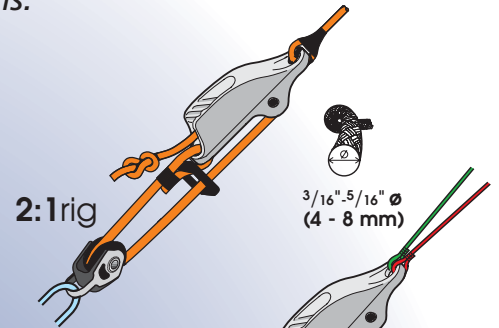
- Easy to cleat and adjust to the required tension both while surfing and setting up.

Hints and Suggestions

Use 16 plait rope for best results.

Waxing the rope can protect rigs from sand damage and revitalise a worn rig.

Photo: John Carter / Kitesurf



46 gms
1.6 ozs
CL253



35 gms
1.2 ozs
CL230




34 gms
1.2 ozs
CL702AN



47 gms
1.7 ozs
CL264




60 gms
2.0 ozs
CL265



Rotate bar forward to release rope.



CL265AN
Bar diameter
1\"/>



Rotate bar back to lock rope into Bar cleat.

The ultimate kite-surfing rig for complete control, uses the CL265 Bar cleat and the in-line CL264 Cobra cleat.